




# INNER REAL ESTATE NEXTRE



**207/416-420 Ferntree Gully Road Notting Hill VIC**


**2 1 1**

**\*\*BOOK AN INSPECTION:CLICK ON VIRTUAL TOUR\*\***


An amazing brand new two bedroom plus study apartment in a wonderful well designed building offering a large open plan living area with heating and cooling leading out to a massive balcony, with beautiful views. Full sized kitchen with European appliances and stone bench tops, two good sized bedrooms both with built in robes and central bathroom with laundry facility and separate powder room. The apartment also comes with a secure car space and storage.

Elwood Rise apartment complex is undoubtedly situated in the best part of Notting Hill with Glen Waverley and Mount Waverley just over the road, only minutes from Monash University, M1 freeway, Pinewood and Brandon Park Shopping Centres. A few extra minutes will take you to The Glen Centro Shopping Centre and Kingsway shopping precinct offering the finest coffee shops and eateries.

**View :** <https://www.innerrealestate.com.au/lease/vic/east/notting-hill/residential/apartment/6138784>



**Maha Yehia**  
**0448 019 444**



**Hayley Tran**  
**+61 3 9804 5551**